

# FOUNTAIN AND AERATOR CATALOGUE

*Aquatic Technologies Aeration Range  
is guaranteed to have something for everyone*



AERATION FOUNTAINS  
AUSTRALIA



AQUATIC  
TECHNOLOGIES  
*The Fountain Experts!*



# UNIQUE DISPLAYS & POWERFUL AERATION

Your limit is boundless



# CONTENTS

RESIDENTIAL FOUNTAINS & AERATORS.....	4
Half-HP Evolution Series.....	5
Tornado.....	8
Torrent Surface Mixer.....	8
Half-HP Solar Aerator.....	9
1HP & 2HP Fusion Series.....	10
Cluster Arch.....	12
Daffodil.....	13
Flare.....	14
Tornado.....	14
Lily.....	15
Super Lily.....	16
Delmar.....	17
Double Arch.....	18
Double Arch Lily.....	19
Pentalator.....	20
Quad.....	21
Spider & Arch.....	22
Tiara.....	23
Trillium.....	24
Weeping Willow.....	25
COMMERCIAL FOUNTAINS & AERATORS.....	26
2HP, 5HP & 7.5 Select Series II.....	27
Super Lily.....	30
Pentalator.....	31
Scepter.....	32
Super Jimmy.....	33
Spider & Arch.....	34
Air Pro Lake Bed Aerator.....	35



# RESIDENTIAL FOUNTAINS

---

*Enjoy tranquillity in your backyard.  
Shop our aeration fountain range now!*



*Half HP Evolution Series  
Half HP Solar Aerator  
1HP & 2HP Fusion Series*



A large fountain with multiple jets spraying water upwards and outwards, creating a wide, conical shape. The fountain is set in a dark, circular basin. The background features a lush green lawn, several tall palm trees, and a clear blue sky with scattered white clouds. The overall scene is bright and sunny.

# HALF HP EVOLUTION SERIES SURFACE AERATION

**Small and powerful.**  
*Perfect for ponds and dams alike.*








# Features and Benefits

- Simple Plug 'n' Play Operation
- Low operation costs
- Aerates up to 2,050m<sup>2</sup>
- Operates as little as 55m of water depth
- Reliable, no maintenance motor
- Optional cable lengths & quick disconnects
- Ships in one box
- 2-year Warranty



## What Comes in the Kit?

-  Half HP Motor with Protective Screen (240V, 10amp, single-phase)
-  Fountain Float
-  Your Choice of Motor Cord Length: 15m, 38m, or 53m
-  2 Mooring Stakes & 30m Mooring Rope
-  Tornado Nozzle with 1.5m high x 3.7m wide spray pattern

# Illuminate darkness...

*with LED Light Kits!*



- 2W White LED lights
- 9W Red, Green, Blue
- sequencing LED Lights
- 4 lights per set
- Light cord with quick disconnect
- available in 15m, 38m, or 53m
- Simple, tool free, clip on attachment
- Attaches directed to float



# Tornado

*Enjoy tranquility in your backyard with this pleasant sounding water feature. Reap the benefits of a display and aerator all-in-one.*

*The Tornado produces a beautiful, full, conical spray pattern with a pleasant sound of falling water.*

NOZZLE	PERFORMANCE		DEPTH	50Hz
	Spray Height(m)	Spray Diameter(m)	Min. Operating Water Depth	HP
TORNADO	1.5	3.7	0.55	1/2

# Surface Mixer

*Utilise the Torrent's in water that does not require a display. Perfect for waste water treatment or working dams.*

*The Torrent, a non-display Aerator, has the highest pumping rates and highest oxygen transfer rates of any of our floating aerators. The Torrent creates a maximum volume, white boil, of highly aerated water.*

NOZZLE	PERFORMANCE		DEPTH	50Hz
	Spray Height(m)	Spray Diameter(m)	Min. Operating Water Depth	HP
TORRENT	0.3	0.7	0.55	1/2










# Half HP Solar Aerator



A Solar System that gives you maximum oxygenation when your water body needs it most. Our Solar Aerating Systems require little to no maintenance. You just set it up, the sun turns it on and powers it for you, at no cost!

## What Comes in the Kit?

-  1 or 2 x 360W solar panel with mounting bracket
-  Aeration motor with suction screen
-  Fountain Float
-  Your Choice of Motor Cord Length: 25m, or 50m
-  2 Mooring Stakes & 30m Mooring Rope
-  Tornado nozzle with 1.5m high x 3.7m wide spray pattern
-  Torrent (0.3m height x 0.7m diameter)



# 1HP & 2HP FUSION SERIES FLOATING AERATING FOUNTAINS



Powerful aeration with  
unique displays.

*Perfect for backyard ponds, dams and lakes.*

The Fusion Series combines the best attributes of the Evolution & Select Series II into one ground-breaking package. Create your own unique fountain perfect for large ponds, dams or as a water feature. The Fusion Series combines aeration with a unique display to really impress!

## Features and Benefits

- Motors have 3 level sealing system
- Two SiC/SiC seals in a chamber filled with biodegradable soil
- Moly-filled lip seal to keep contaminants out of the motor
- Heavy duty NSK Ball Bearings increase motor durability
- Efficient pumps creating high streams while pumping great volumes
- Multi-Nozzle System
  - Standard nozzle package creates six popular patterns
  - Extension nozzle package creates additional numerous displays
  - Twister modules enables patterns to rotate and twist.
- Compact packaging for easy shipment



# What Comes in the 1HP Kit?



1HP Motor with Protective Screen (230V, 7 amp, single-phase)



Fountain Float



Your Choice of Motor Cord Length: 15m, 38m, or 53m



2 Mooring Stakes & 30m Mooring Rope



6 Spray Patterns (Cluster Arch, Daffodil, Flare, Super Lily, Tornado, Lily)

# What Comes in the 2HP Kit?



2HP Motor with Protective Screen (230V, 10 amp, single-phase)



Fountain Float



Your Choice of Motor Cord Length: 45m, 60m



2 Mooring Stakes & 30m Mooring Rope



6 Spray Patterns (Cluster Arch, Daffodil, Flare, Super Lily, Tornado, Lily)



## Optional Extension Package

Is 6 spray patterns not enough? Increase your range with our extension package and get 9 additional spray patterns for the price of one!

9 additional spray patterns (Delmar, Double Arch, Weeping Willow, Double Arch Lily, Pentalator, Spider & Arch, Quad, Trillium, Tiara)



## Optional Twister Package

Create show stopping beauty in your own backyard with our Twister Package.

- Creates a moving pattern

Available for the following patterns:

- Standard: Cluster Arch, Lily, Super Lily
- Extension: Double Arch, Double Arch Lily, Quad, Spider Arch, Weeping Willow



## Optional LED Fountain Light Kit

This simple-to-install kit lets you illuminate your fountain at night. Give your pond, lake or dam a touch of beauty with LED lights.

- 30W Sealed Stainless Steel LED lights
- Optional lamp colours: Red, Blue, Green sequencing or White



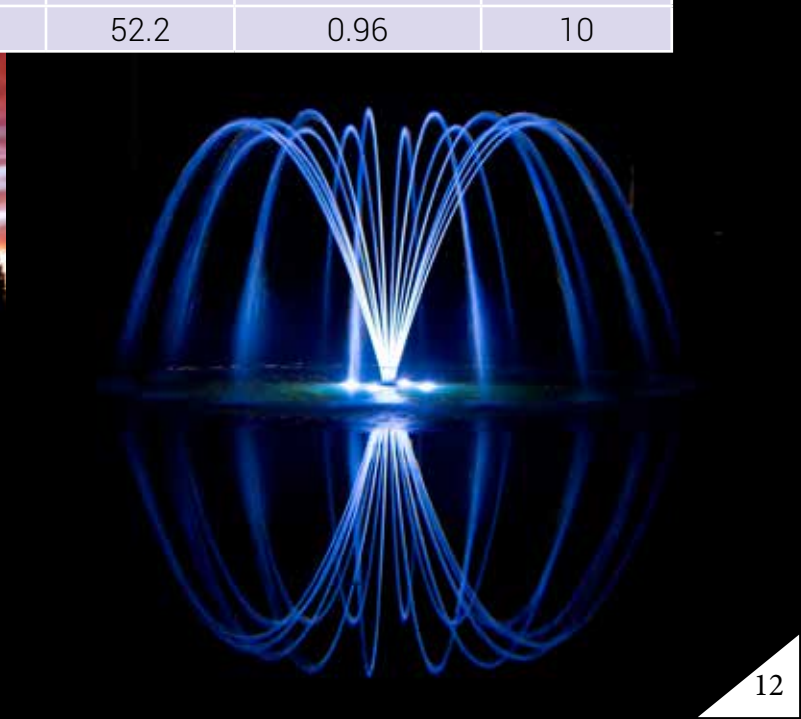

# Cluster Arch

## Standard Nozzle



*The Cluster Arch produces 16 heavy, high, coherent, gracefully arching streams that are quite wind resistant. It is a perfect pattern for using several different coloured lights like our RGB LED Lights to create a dramatic multi-coloured addition to the night landscape.*

NOZZLE	HP	PERFORMANCE			DEPTH	AMPS
		Spray Height (m)	Spray Diameter (m)	Output (M <sup>3</sup> /H)	Min. Operating Water Depth (m)	Single Phase 240V
CLUSTER ARCH	1	2.7	3.0	36.3	0.82	7
	2	4.3	5.3	52.2	0.96	10



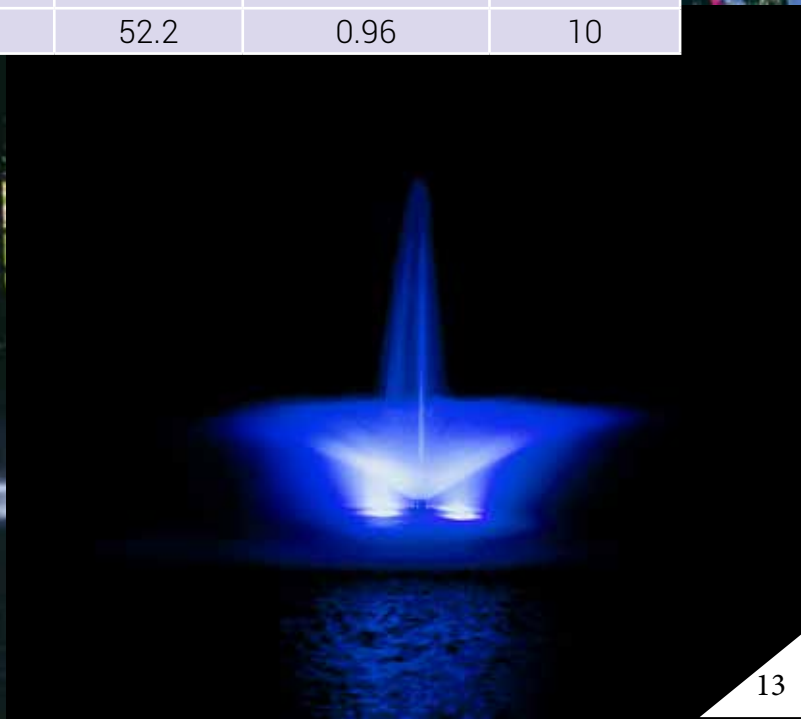


# Daffodil

## Standard Nozzle

*The Daffodil has a wide, low fan and a thick, high, centre stream. This is an ideal pattern for windy lakes. It is also perfect for golf courses where a high and solid pattern might block the view of a green. The low fan and the single, coherent, centre stream would not obstruct the view.*

NOZZLE	HP	PERFORMANCE			DEPTH	AMPS
		Spray Height (m)	Spray Diameter (m)	Output (M <sup>3</sup> /H)	Min. Operating Water Depth (m)	Single Phase 240V
DAFFODIL	1	2.3	5.4	36.3	0.82	7
	2	3.8	10.5	52.2	0.96	10





# Flare

## Standard Nozzle

*The Flare has a beautiful, wide, low fan pattern. This pattern pairs perfectly with our LED Lights and the low fan is the most wind resistant.*

NOZZLE	HP	PERFORMANCE			DEPTH	AMPS
		Spray Height (m)	Spray Diameter (m)	Output (M <sup>3</sup> /H)	Min. Operating Water Depth (m)	Single Phase 240V
FLARE	1	0.9	6.0	36.3	0.82	8
	2	1.2	10.8	52.2	0.96	10

# Tornado

## Standard Nozzle

*The Tornado creates a beautiful, full, conical spray pattern.*

NOZZLE	HP	PERFORMANCE			DEPTH	AMPS
		Spray Height (m)	Spray Diameter (m)	Output (M <sup>3</sup> /H)	Min. Operating Water Depth (m)	Single Phase 240V
TORNADO	1	1.8	6.0	36.3	0.82	7
	2	2.7	10.8	52.2	0.96	10




# Lily

## Standard Nozzle



*The Lily has a wide, low fan, and 7 thick, high, coherent, arching streams. It is perfect for any application where a high, solid pattern might block a view. The low fan and solid streams are very wind resistant.*

NOZZLE	HP	PERFORMANCE			DEPTH	AMPS
		Spray Height (m)	Spray Diameter (m)	Output (M <sup>3</sup> /H)	Min. Operating Water Depth (m)	Single Phase 240V
LILY	1	1.8	4.2	36.3	0.82	7
	2	3.4	9.6	52.2	0.96	10





# Super Lily

Standard Nozzle

*The Super Lily is a 2 tier pattern that has a beautiful, wide, low fan pattern and 12 high arching streams. This pattern pairs perfectly with our LED Lights and the fan is quite wind resistant.*

NOZZLE	HP	PERFORMANCE			DEPTH	AMPS
		Spray Height (m)	Spray Diameter (m)	Output (M <sup>3</sup> /H)	Min. Operating Water Depth (m)	Single Phase 240V
SUPER LILY	1	1.4	3.2	36.3	0.82	7
	2	2.7	8.4	52.2	0.96	10






# Delmar

## Extension Nozzle

*The Delmar has an impressively high, heavy, centre stream surrounded by 16 heavy, lower arching streams.*



NOZZLE	HP	PERFORMANCE			DEPTH	AMPS
		Spray Height (m)	Spray Diameter (m)	Output (M <sup>3</sup> /H)	Min. Operating Water Depth (m)	Single Phase 240V
DELMAR	1	2.7	2.5	36.3	0.82	7
	2	4.3	4	52.2	0.96	10





# Double Arch

## Extension Nozzle

*The Double Arch is a 2 tier pattern that has 8 high, coherent, arching streams and 8 similar, lower, arching streams. This pattern maximizes the visual impact of this type of 2 tier pattern since half the streams are at maximum height and the other half have an impressive diameter.*

NOZZLE	HP	PERFORMANCE			DEPTH	AMPS
		Spray Height (m)	Spray Diameter (m)	Output (M <sup>3</sup> /H)	Min. Operating Water Depth (m)	Single Phase 240V
DOUBLE ARCH	1	2.7	8.6	36.3	0.82	7
	2	4.3	14.6	52.2	0.96	10





# Double Arch Lily

## Extension Nozzle



*The Double Arch Lily has a wide, low fan, and 2 tiers of arching streams, 6 high, coherent, arching streams and 6 similar, lower, arching streams. It is perfect for any application where a high, solid pattern might block a view. The low fan is quite wind resistant.*

NOZZLE	HP	PERFORMANCE			DEPTH	AMPS
		Spray Height (m)	Spray Diameter (m)	Output (M <sup>3</sup> /H)	Min. Operating Water Depth (m)	Single Phase 240V
DOUBLE ARCH LILY	1	1.4	3.2	36.3	0.82	7
	2	2.8	9	52.2	0.96	10





# Pentalator

## Extension Nozzle

*The Pentalator is a pattern with 5 tiers. It has a vertical stream surrounded by 4 lower tiers of 6 heavy, gracefully arching, coherent streams each with gradually reduced height and increased diameter.*

NOZZLE	HP	PERFORMANCE			DEPTH	AMPS
		Spray Height (m)	Spray Diameter (m)	Output (M <sup>3</sup> /H)	Min. Operating Water Depth (m)	Single Phase 240V
PENTALATOR	1	2.5	9.7	36.3	0.82	7
	2	4	13.0	52.2	0.96	10





# Quad

## Extension Nozzle



*The Quad has 4 tiers of 6 gracefully arching, coherent streams. Each tier has gradually reduced height and increased diameter.*

NOZZLE	HP	PERFORMANCE			DEPTH	AMPS
		Spray Height (m)	Spray Diameter (m)	Output (M <sup>3</sup> /H)	Min. Operating Water Depth (m)	Single Phase 240V
QUAD	1	2.7	9.7	36.3	0.82	7
	2	4.3	14.6	52.2	0.96	10





# Spider & Arch

## Extension Nozzle



*The Spider & Arch produces 8 beautiful, high, heavy, arching, coherent streams and 8 wide, low, heavy streams that create a large diameter pattern. The Spider & Arch covers a large surface area while still providing an attractive and highly visible pattern, perfectly paired with our LED Light kits for both day and night viewing.*

NOZZLE	HP	PERFORMANCE			DEPTH	AMPS
		Spray Height (m)	Spray Diameter (m)	Output (M <sup>3</sup> /H)	Min. Operating Water Depth (m)	Single Phase 240V
SPIDER & ARCH	1	2.5	9.7	36.3	0.82	7
	2	4	15	52.2	0.96	10





# Tiara

## Extension Nozzle



*The Tiara is a 3 tier pattern with a high, central stream that is surrounded by 8 reduced height arching streams which in turn are surrounded by 8 wide arching streams.*


NOZZLE	HP	PERFORMANCE			DEPTH	AMPS
		Spray Height (m)	Spray Diameter (m)	Output (M <sup>3</sup> /H)	Min. Operating Water Depth (m)	Single Phase 240V
TIARA	1	2.5	9.7	36.3	0.82	7
	2	4	15.6	52.2	0.96	10





# Trillium

## Extension Nozzle



*The Trillium is a 3 tier pattern. It has a vertical stream that is surrounded by 2 tiers of 8 heavy, gracefully arching, coherent streams with each tier shorter than the previous tier but with an increased diameter.*

NOZZLE	HP	PERFORMANCE			DEPTH	AMPS
		Spray Height (m)	Spray Diameter (m)	Output (M <sup>3</sup> /H)	Min. Operating Water Depth (m)	Single Phase 240V
TRILLIUM	1	2.2	4.8	36.3	0.82	7
	2	3.8	7.6	52.2	0.96	10





# Weeping Willow

## Extension Nozzle



*The Weeping Willow has 2 tiers of 8 high, coherent arching streams with 8 similar, lower, arching streams about 2/3 the height, that all produce the same diameter.*

NOZZLE	HP	PERFORMANCE			DEPTH	AMPS
		Spray Height (m)	Spray Diameter (m)	Output (M <sup>3</sup> /H)	Min. Operating Water Depth (m)	Single Phase 240V
WEeping WILLOW	1	2.7	7.0	36.3	0.82	7
	2	4.3	10.8	52.2	0.96	10





# COMMERCIAL FOUNTAINS

---

*Bigger is better with our crowd stopping displays and crystal clear water. Aeration Fountains Australia has got your covered.*



*2HP, 5HP & 7.5HP Select Series II  
Half HP Surface Mixer  
Air Pro Lake Bed Aerator*



# 2HP, 5HP & 7.5HP SELECT SERIES II FLOATING AERATION FOUNTAINS

## Powerful aeration without the bill.

*Perfect for large ponds, dams and lakes*

The Select Series II brilliantly combines beauty and functionality with increased efficiency. The high performance display aerator minimises stress on the motor and increases performance. Composed of high strength composite materials, this innovative aerating fountain offers the highest spray patterns of their type in the industry.

## Features and Benefits

- The only 2HP Aeration Fountain available with Plug 'n' Play Operation
- 9 Spray Patterns available to choose from
- High strength composite pump components
- High performance
- Lightweight propellers increase motor life
- Easy clean, high strength composite protective screen
- Vertical or Horizontal configuration available
- Aerates up to 4,050m<sup>2</sup>
- Operates in as little as 1.1m of water depth
- Operational cable lengths & quick disconnects
- Control Panel - Commercially suitable
- 2-year Warranty



# What Comes in the Kit?



2HP Motor with Protective Screen (240V, 10amp, single-phase)



Control box with twin motor and light timers



Fountain Float



Your Choice of Motor Cord Length: 15m, 38m, or 53m



2 Mooring Stakes & 30m Mooring Rope



Spray pattern of your choice (9 options available)

## VERTICAL DISPLAY

Minimum Operating Depth: 1.1m



## HORIZONTAL DISPLAY

Minimum Operating Depth: 0.7m




## Control Panel

- NEMA 3R Fibreglass Outdoor Enclosure
- Compact Size
- Stainless Steel Hardware
- Padlock Compatible
- Through-the-Door safety disconnect switch with lockout capability
- Individual GFCI Protection for motor & lights
- Light and pump circuits are interlocked
- 24-hour pump & light timers
- Ground connectors
- Single phase panels include capacitors, start circuit & resettable overloads
- Easy to read schematics



# Illuminate darkness...

*with LED Light Kits!*



- 35W White LED lights
- 35W Red, Green, Blue sequencing LED Lights
- 2 lights per set
- Light cord with quick disconnect available
- in 35m, 55m, or 75m
- Simple, tool free, clip on attachment
- Attaches directed to float



# Super Lily

*The Super Lily is a 2 tier pattern that has a beautiful, wide, low fan pattern and 12 high arching streams. This pattern pairs perfectly with our LED Lights and the fan is quite wind resistant.*



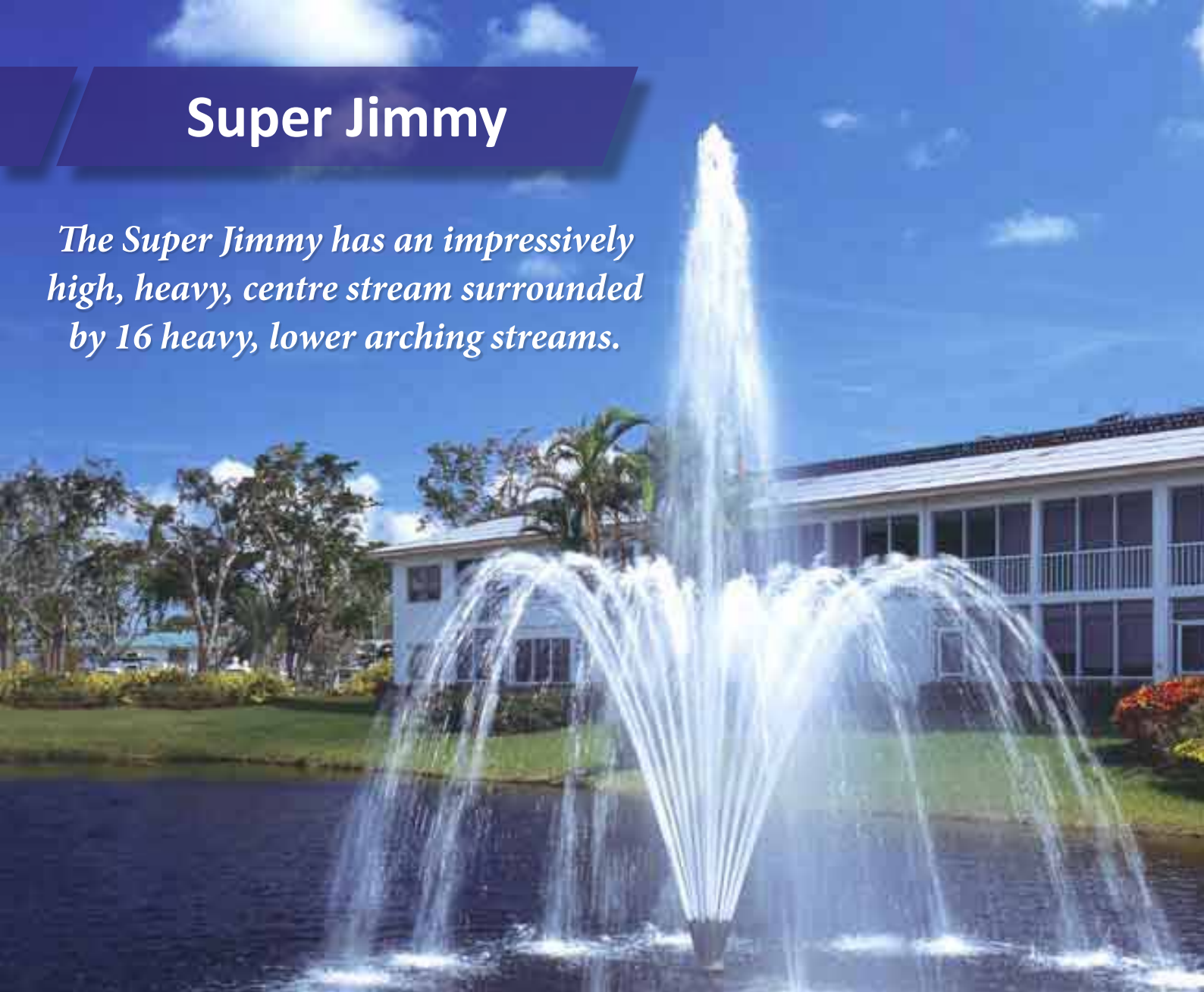
NOZZLE	PERFORMANCE			DEPTH		AMPS	KW
	Spray Height (m)	Spray Diameter (m)	Output (M3/H)	Min. Operating Water Depth (m)		Single Phase	Power Usage
				Vertical	Horizontal	240V	
SUPER LILY	3	10.7	80	1.1	0.7	10	2





# Super Jimmy

*The Super Jimmy has an impressively high, heavy, centre stream surrounded by 16 heavy, lower arching streams.*



NOZZLE	PERFORMANCE			DEPTH		AMPS	KW Power Usage
	Spray Height (m)	Spray Diameter (m)	Output (M3/H)	Min. Operating Water Depth (m)		Single Phase	
				Vertical	Horizontal	240V	
SUPER JIMMY	3.7	4	80	1.1	0.7	10	2





# Pentalator



*The Pentalator is a pattern with 5 tiers. It has a vertical stream surrounded by 4 lower tiers of 6 heavy, gracefully arching, coherent streams each with gradually reduced height and increased diameter.*

NOZZLE	PERFORMANCE			DEPTH		AMPS	KW
	Spray Height (m)	Spray Diameter (m)	Output (M3/H)	Min. Operating Water Depth (m)		Single Phase 240V	Power Usage
				Vertical	Horizontal		
PENTALATOR	3.7	9.1	80	1.1	0.7	10	2





# Spider & Arch

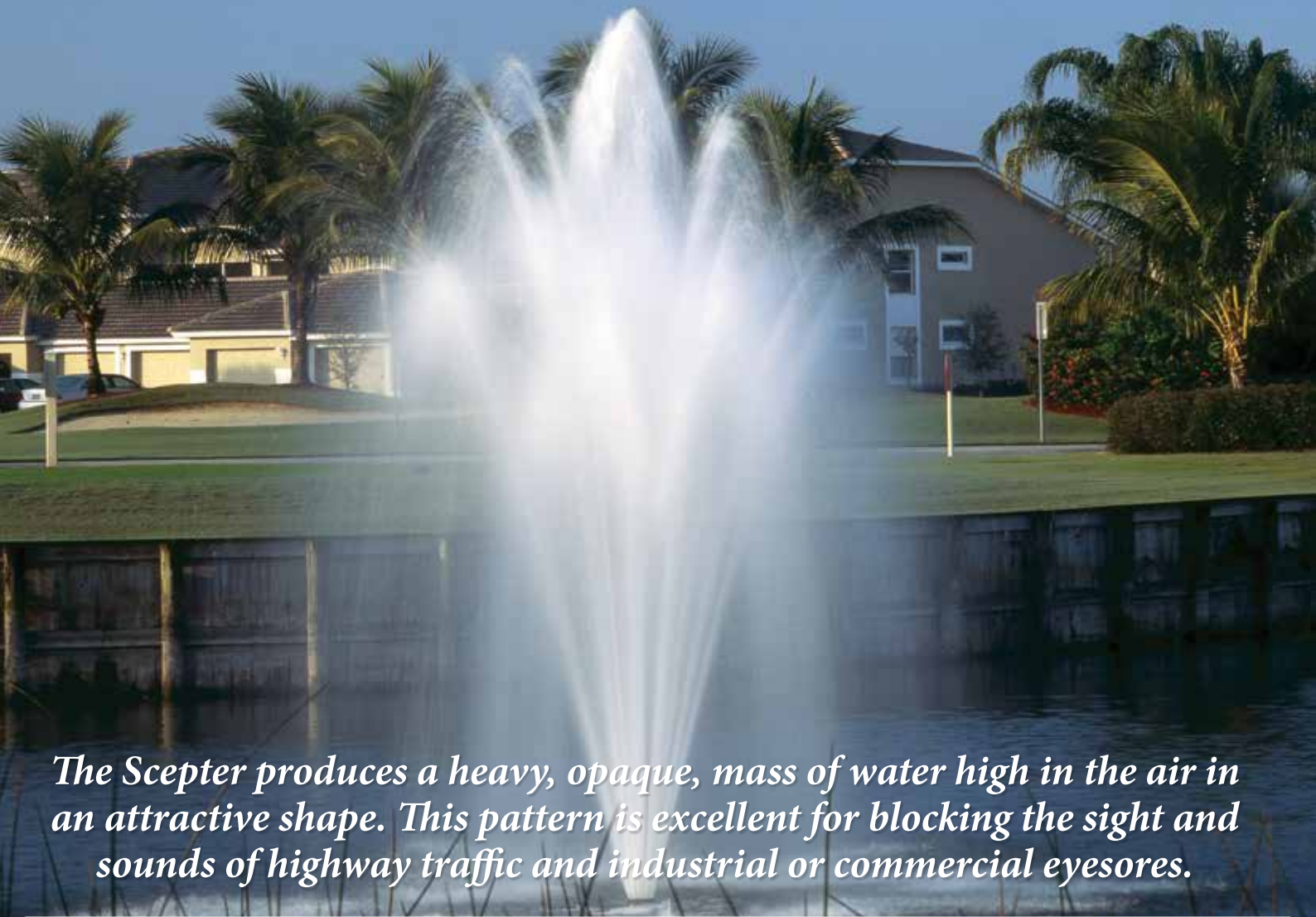
*The Spider & Arch produces 8 beautiful, high, heavy, arching, coherent streams and 8 wide, low, heavy streams that create a large diameter pattern. The Spider & Arch covers a large surface area while still providing an attractive and highly visible pattern, perfectly paired with our LED Light kits for both day and night viewing.*

NOZZLE	PERFORMANCE			DEPTH		AMPS	KW Power Usage
	Spray Height (m)	Spray Diameter (m)	Output (M3/H)	Min. Operating Water Depth (m)		Single Phase	
				Vertical	Horizontal	240V	
SPIDER & ARCH	3	2.4	80	1.1	0.7	10	2





# Scepter



*The Scepter produces a heavy, opaque, mass of water high in the air in an attractive shape. This pattern is excellent for blocking the sight and sounds of highway traffic and industrial or commercial eyesores.*

NOZZLE	PERFORMANCE			DEPTH		AMPS	KW
	Spray Height (m)	Spray Diameter (m)	Output (M3/H)	Min. Operating Water Depth (m)		Single Phase 240V	Power Usage
				Vertical	Horizontal		
SCEPTER	3	2.4	80	1.1	0.7	10	2





# Air Pro Lake Bed Aerator

## Air Pro Aeration System

### *Single Motor*

- Houses 1-3 pods
- Aerates between 3000m<sup>2</sup> - 9000m<sup>2</sup>

### *Twin Motor*

- Houses 2-6 pods
- Aerates between 3000m<sup>2</sup> - 18000m<sup>2</sup>



Compressor	1 pod	2 pods	3 pods	4 pods	5 pods	6 pods
Single motor	3,000m <sup>2</sup>	6,000m <sup>2</sup>	9,000m <sup>2</sup>	n/a	n/a	n/a
Twin motor	3,000m <sup>2</sup>	6,000m <sup>2</sup>	9,000m <sup>2</sup>	12,000m <sup>2</sup>	15,000m <sup>2</sup>	18,000m <sup>2</sup>





# Cabinets

- Powdered Coated Aluminium Outdoor Enclosure
- 24 Hour Timer
- High-output cooling fan included
- 61cm x 61cm x 8cm Polypropylene Equipment Base eliminating the need for a footing at site
- Lifetime warranty



# Compressor

- 1/2 HP Dual Piston Oil Free Compressors (available as singles or doubles)
- Quiet operation – Rated at less than 65 decibels
- 2 Year warranty



# Diffuser Pods

- Diffuser Membranes are self-cleaning
- Self-weighted bases – no need to add gravel or weights
- Check Valves incorporated to prevent backflow
- Diffusers release air inches from the pond bottom while still preventing disruption of settled organics
- Diffuser Membranes feature thousands of minute holes to optimize smaller air bubbles, entraining more water and creating greater volumes of water movement
- 5 year warranty



# Self-Weighted Air Tubing

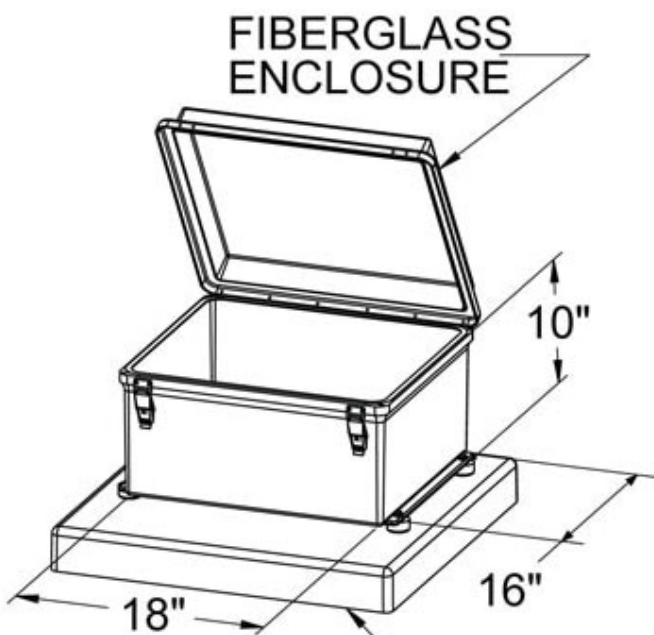
- Lead-free construction
- 3/8" ID Tubing
- 10 year warranty





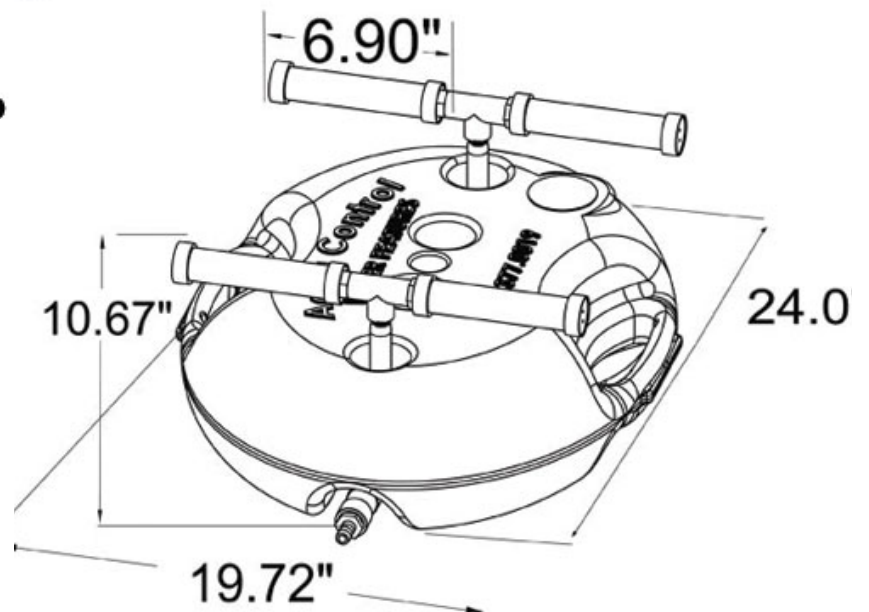
# Power Consumption

Compressor	Diffuser Pods	Amps @ 230V	Air Flow M3/H @ 1 Bar	Litres Per Minute Pumped	KW
Single Motor	1	2.9	5.3	13,627	0.42
Single Motor	2	2.9	5.3	26,876	0.42
Single Motor	3	2.9	5.3	40,503	0.42
Double Motor	4	5.8	10.6	53,752	0.84
Double Motor	5	5.8	10.6	68,137	0.84
Double Motor	6	5.8	10.6	81,386	0.84



24" LX 24" WX 3" H  
MOUNTING PAD

**Lake Bed Aerator - Air Eco**



**Lake Bed Aerator - Air Eco**